

Financial Year Summary


01 Jul 2011 - 22 May 2012

Summary Information A/C 157211

+/-

Holdings valuation at start of period		\$0.00
Holdings valuation at end of period	\$11,062,132.02	\$11,062,132.02
Cash Account balance at start of period		\$0.00
Cash Account balance at end of period	\$0.00	\$0.00
Portfolio (holdings plus cash) at start of period		\$0.00
Portfolio (holdings plus cash) at end of period	\$11,062,132.02	\$11,062,132.02
Total portfolio value		\$11,062,132.02

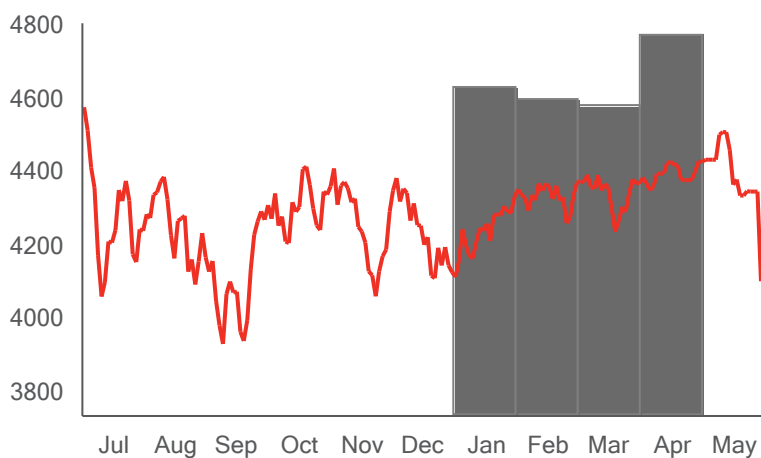
Cash Account interest	\$0.00
Deposits into Cash Account	\$0.00
Withdrawals from Cash Account	\$0.00
Net trade flows	\$0.00
Total brokerage	\$520.90
Information service fees	\$0.00
Estimated dividends	\$255.36
Estimated franking credits	\$109.44



2011
Cash 0.00%
Holdings 0.00%

ASX ALL ORDS

2012
Cash 0.00%
Holdings 100.00%



While every effort has been made to provide you with an accurate statement, we give no warranty of accuracy or reliability and take no responsibility for any errors or omissions including negligence by any officers, employees or agents. We encourage you to confirm the information, holdings and valuations contained herein. Information contained in the report may only relate to the period since you commenced our service.

Holdings valuation

01 Jul 2011 - 22 May 2012

Holdings valuation at 22 May 2012

\$11,062,132.02

Equities

ASX code	Description	Quantity	Price	Value
AMP	AMP FPO	1,501	\$4.170	\$6,259.17
ANZ	ANZ BANK FPO	36	\$22.960	\$826.56
BFA	CHESS QA BFA	711	\$0.150	\$106.65
BFE	CHESS QA BFE	11,015,222	\$1.000	\$11,015,222.00
BHP	BHP BLT FPO	600	\$35.100	\$21,060.00
BOQ	BANK QLD FPO	125	\$6.770	\$846.25
CBA	CWLTH BANK FPO	36	\$50.500	\$1,818.00
MAP	MAPAIRPORT FORUS	50	\$1.000	\$50.00
MQG	MACQ GROUP FPO	125	\$26.310	\$3,288.75
NAB	NAT. BANK FPO	125	\$24.190	\$3,023.75
NCM	NEWCREST FPO	36	\$25.120	\$904.32
ORG	ORIGIN ENE FPO	36	\$12.930	\$465.48
TCL	TRANSURBAN STAPLED	125	\$5.710	\$713.75
WBC	WESTPAC FPO	125	\$21.840	\$2,730.00
WES	WESFARMER FPO	125	\$30.780	\$3,847.50
WOW	WOOLWORTHS FPO	36	\$26.940	\$969.84
			Sub total	\$11,062,132.02

While every effort has been made to provide you with an accurate statement, we give no warranty of accuracy or reliability and take no responsibility for any errors or omissions including negligence by any officers, employees or agents. We encourage you to confirm the information, holdings and valuations contained herein. Information contained in the report may only relate to the period since you commenced our service.

Holdings valuation (continued)

01 Jul 2011 - 22 May 2012

Holdings valuation at 1 Jul 2011

\$0.00

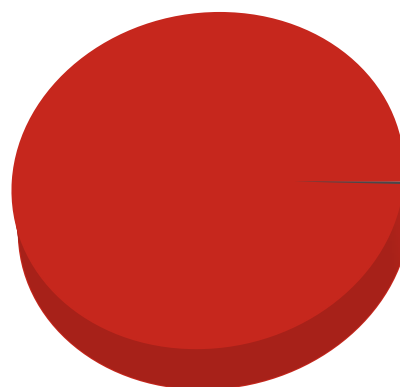
There were no holdings at 1 Jul 2011

Holdings valuation at 22 May 2012

\$11,062,132.02

Holdings composition 22 May 2012

BFE 99.58%	WBC 0.02%	TCL 0.01%
BHP 0.19%	CBA 0.02%	ORG 0.00%
AMP 0.06%	WOW 0.01%	BFA 0.00%
WES 0.03%	NCM 0.01%	MAP 0.00%
MQG 0.03%	BOQ 0.01%	
NAB 0.03%	ANZ 0.01%	



While every effort has been made to provide you with an accurate statement, we give no warranty of accuracy or reliability and take no responsibility for any errors or omissions including negligence by any officers, employees or agents. We encourage you to confirm the information, holdings and valuations contained herein. Information contained in the report may only relate to the period since you commenced our service.

Cash Account summary

01 Jul 2011 - 22 May 2012

Cash Account balance at start of period **\$0.00**

Cash Account balance at end of period **\$0.00**

While every effort has been made to provide you with an accurate statement, we give no warranty of accuracy or reliability and take no responsibility for any errors or omissions including negligence by any officers, employees or agents. We encourage you to confirm the information, holdings and valuations contained herein. Information contained in the report may only relate to the period since you commenced our service.

Transaction summary

01 Jul 2011 - 22 May 2012

Equities

AMP AMP LIMITED ORDINARY

Date	Type	Action	Quantity	Unit price	Trade value	Brokerage	Other fees	GST	Total value
17/05/2012	Buy	B0966577	180	\$4.7700	\$858.60	\$14.50	\$0.00	\$1.45	\$874.55
17/05/2012	Sell	S0966578	(179)	\$4.5200	(\$809.08)	\$14.50	\$0.00	\$1.45	(\$793.13)
18/05/2012	Buy	B0966597	500	\$4.7700	\$2,385.00	\$14.50	\$0.00	\$1.45	\$2,400.95
21/05/2012	Buy	B0966644	1,000	\$4.0000	\$4,000.00	\$14.50	\$0.00	\$1.45	\$4,015.95
Sub total			1,501						

ANZ ANZ BANKING GRP LTD ORDINARY

Date	Type	Action	Quantity	Unit price	Trade value	Brokerage	Other fees	GST	Total value
18/05/2012	Buy	B0966613	125	\$22.0900	\$2,761.25	\$14.50	\$0.00	\$1.45	\$2,777.20
18/05/2012	Sell	S0966616	(89)	\$21.9900	(\$1,957.11)	\$14.50	\$0.00	\$1.45	(\$1,941.16)
Sub total			36						

BFA CHESS QA BFA LONG NAME

Date	Type	Action	Quantity	Unit price	Trade value	Brokerage	Other fees	GST	Total value
18/05/2012	In	Transfer	711	\$0.0000	\$0.00	\$0.00	\$0.00	\$0.00	\$0.00
Sub total			711						

BFE CHESS QA BFE LONG NAME

Date	Type	Action	Quantity	Unit price	Trade value	Brokerage	Other fees	GST	Total value
18/05/2012	Sell	S0966603	(100,000)	\$1.0000	(\$100,000.00)	\$100.00	\$0.00	\$10.00	(\$99,890.00)
18/05/2012	In	Transfer	4,111	\$0.0000	\$0.00	\$0.00	\$0.00	\$0.00	\$0.00
18/05/2012	In	Transfer	11,111,111	\$0.0000	\$0.00	\$0.00	\$0.00	\$0.00	\$0.00
Sub total			11,015,222						

BHP BHP BILLITON LIMITED ORDINARY

Date	Type	Action	Quantity	Unit price	Trade value	Brokerage	Other fees	GST	Total value
03/01/2012	Buy	B0966695	500	\$1.0000	\$500.00	\$54.55	\$0.00	\$5.45	\$560.00
21/05/2012	Buy	B0966640	100	\$34.5400	\$3,454.00	\$14.50	\$0.00	\$1.45	\$3,469.95

While every effort has been made to provide you with an accurate statement, we give no warranty of accuracy or reliability and take no responsibility for any errors or omissions including negligence by any officers, employees or agents. We encourage you to confirm the information, holdings and valuations contained herein. Information contained in the report may only relate to the period since you commenced our service.

Transaction summary (continued)

01 Jul 2011 - 22 May 2012

Sub total 600

BOQ BANK OF QUEENSLAND. ORDINARY

Date	Type	Action	Quantity	Unit price	Trade value	Brokerage	Other fees	GST	Total value
18/05/2012	Buy	B0966617	125	\$6.9000	\$862.50	\$14.50	\$0.00	\$1.45	\$878.45
Sub total			125						

CBA COMMONWEALTH BANK. ORDINARY

Date	Type	Action	Quantity	Unit price	Trade value	Brokerage	Other fees	GST	Total value
18/05/2012	Buy	B0966607	125	\$51.8100	\$6,476.25	\$14.50	\$0.00	\$1.45	\$6,492.20
18/05/2012	Sell	S0966614	(89)	\$50.4000	(\$4,485.60)	\$14.50	\$0.00	\$1.45	(\$4,469.65)
Sub total			36						

MAP MAP GROUP STAPLED US PROHIBIT.

Date	Type	Action	Quantity	Unit price	Trade value	Brokerage	Other fees	GST	Total value
17/05/2012	Buy	B0966582	50	\$1.0000	\$50.00	\$14.50	\$0.00	\$1.45	\$65.95
Sub total			50						

MQG MACQUARIE GROUP LTD ORDINARY

Date	Type	Action	Quantity	Unit price	Trade value	Brokerage	Other fees	GST	Total value
18/05/2012	Buy	B0966609	125	\$30.4700	\$3,808.75	\$14.50	\$0.00	\$1.45	\$3,824.70
Sub total			125						

NAB NATIONAL AUST. BANK ORDINARY

Date	Type	Action	Quantity	Unit price	Trade value	Brokerage	Other fees	GST	Total value
18/05/2012	Buy	B0966604	125	\$24.5500	\$3,068.75	\$14.50	\$0.00	\$1.45	\$3,084.70
Sub total			125						

NCM NEWCREST MINING ORDINARY

Date	Type	Action	Quantity	Unit price	Trade value	Brokerage	Other fees	GST	Total value
17/05/2012	Buy	B0966580	48	\$23.9056	\$1,147.47	\$14.50	\$0.00	\$1.45	\$1,163.42
17/05/2012	Buy	B0966583	(48)	\$23.9056	(\$1,147.47)	(\$14.50)	\$0.00	(\$1.45)	(\$1,163.42)
18/05/2012	Buy	B0966606	125	\$25.3300	\$3,166.25	\$14.50	\$0.00	\$1.45	\$3,182.20

While every effort has been made to provide you with an accurate statement, we give no warranty of accuracy or reliability and take no responsibility for any errors or omissions including negligence by any officers, employees or agents. We encourage you to confirm the information, holdings and valuations contained herein. Information contained in the report may only relate to the period since you commenced our service.

Transaction summary (continued)

01 Jul 2011 - 22 May 2012

18/05/2012	Sell	S0966635	(66)	\$22.0000	(\$1,452.00)	\$14.50	\$0.00	\$1.45	(\$1,436.05)
18/05/2012	Sell	S0966647	(23)	\$22.0000	(\$506.00)	\$0.00	\$0.00	\$0.00	(\$506.00)
Sub total			36						

ORG ORIGIN ENERGY ORDINARY

Date	Type	Action	Quantity	Unit price	Trade value	Brokerage	Other fees	GST	Total value
18/05/2012	Buy	B0966608	125	\$14.0000	\$1,750.00	\$14.50	\$0.00	\$1.45	\$1,765.95
18/05/2012	Sell	S0966615	(89)	\$13.2100	(\$1,175.69)	\$14.50	\$0.00	\$1.45	(\$1,159.74)
Sub total			36						

TCL TRANSURBAN GROUP TRIPLE STAPLED SEC.

Date	Type	Action	Quantity	Unit price	Trade value	Brokerage	Other fees	GST	Total value
18/05/2012	Buy	B0966612	125	\$5.8900	\$736.25	\$14.50	\$0.00	\$1.45	\$752.20
Sub total			125						

WBC WESTPAC BANKING CORP ORDINARY

Date	Type	Action	Quantity	Unit price	Trade value	Brokerage	Other fees	GST	Total value
18/05/2012	Buy	B0966611	125	\$22.8800	\$2,860.00	\$14.50	\$0.00	\$1.45	\$2,875.95
Sub total			125						

WES WESFARMERS LIMITED ORDINARY

Date	Type	Action	Quantity	Unit price	Trade value	Brokerage	Other fees	GST	Total value
18/05/2012	Buy	B0966634	123	\$30.6200	\$3,766.26	\$14.50	\$0.00	\$1.45	\$3,782.21
18/05/2012	Buy	B0966638	2	\$30.6200	\$61.24	\$0.00	\$0.00	\$0.00	\$61.24
Sub total			125						

WOW WOOLWORTHS LIMITED ORDINARY

Date	Type	Action	Quantity	Unit price	Trade value	Brokerage	Other fees	GST	Total value
18/05/2012	Buy	B0966610	125	\$27.0200	\$3,377.50	\$14.50	\$0.00	\$1.45	\$3,393.45
18/05/2012	Sell	S0966618	(89)	\$27.0000	(\$2,403.00)	\$14.50	\$0.00	\$1.45	(\$2,387.05)
Sub total			36						

Please note that the Transaction Date listed of any Off Market Transfers (Transfer) may not necessarily match the Date of Purchase listed on the Off Market transfer form.

While every effort has been made to provide you with an accurate statement, we give no warranty of accuracy or reliability and take no responsibility for any errors or omissions including negligence by any officers, employees or agents. We encourage you to confirm the information, holdings and valuations contained herein. Information contained in the report may only relate to the period since you commenced our service.

Brokerage & information services

01 Jul 2011 - 22 May 2012

January 2012	Amount	GST	Total
Brokerage	\$54.55	\$5.45	\$60.00
Information services	\$0.00	\$0.00	\$0.00
	\$54.55	\$5.45	\$60.00

May 2012	Amount	GST	Total
Brokerage	\$419.00	\$41.90	\$460.90
Information services	\$0.00	\$0.00	\$0.00
	\$419.00	\$41.90	\$460.90

Brokerage total	\$473.55	\$47.35	\$520.90
Information services total	\$0.00	\$0.00	\$0.00

While every effort has been made to provide you with an accurate statement, we give no warranty of accuracy or reliability and take no responsibility for any errors or omissions including negligence by any officers, employees or agents. We encourage you to confirm the information, holdings and valuations contained herein. Information contained in the report may only relate to the period since you commenced our service.

Estimated dividend summary

01 Jul 2011 - 22 May 2012

BHP BHP BILLITON LIMITED ORDINARY

Ex div. date	Payment date	Type	Div. amount	Franking %	Balance	Franking credit	Est. dividend
27/02/2012	22/03/2012	Interim	\$0.510717	100.00%	500	\$109.44	\$255.36
Estimated sub total						\$109.44	\$255.36
Estimated total						\$109.44	\$255.36

The information presented in this report is a general estimation and is intended as a guide for indicative purposes only. It is an extrapolation of our understanding of your holdings against publicly available dividend entitlement and payment information. It should not be considered a replacement for your own records. We encourage you to confirm the information and holdings represented here.

While every effort has been made to provide you with an accurate statement, we give no warranty of accuracy or reliability and take no responsibility for any errors or omissions including negligence by any officers, employees or agents. We encourage you to confirm the information, holdings and valuations contained herein. Information contained in the report may only relate to the period since you commenced our service.